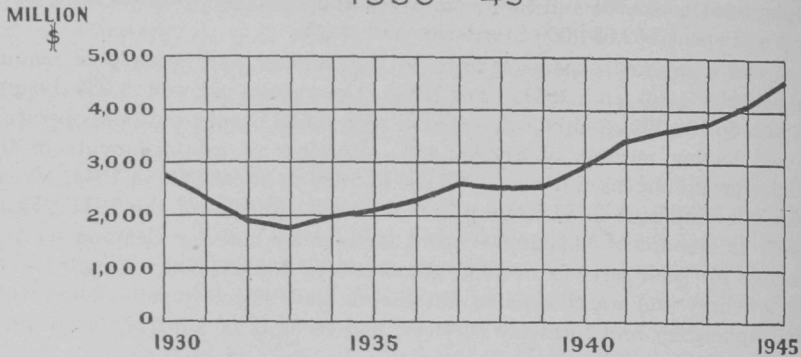
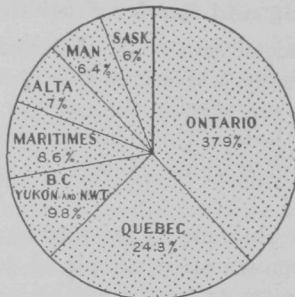


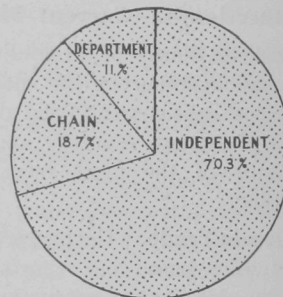
## RETAIL MERCHANDISE SALES IN CANADA 1930 - 45\*



PERCENTAGES OF TOTAL  
RETAIL MERCHANDISE SALES  
BY PROVINCES  
1945



PERCENTAGE DISTRIBUTION  
OF CONSUMER DOLLAR  
BY TYPES OF STORE  
1941



\* Data for inter-censal years are estimated.

limited distribution of new motor-vehicle sales in the most recent year. Of the total retail trade in 1945, 19 p.c., or \$877,895,900, was handled through the 6,725 outlets operated by 426 chain companies.

Estimates of sales for the years 1930 and 1941 together with indexes of retail sales for 1931-41, by provinces and for certain kinds of business, appear at p. 614 of the 1946 Year Book. Table 17 gives the indexes for 1931-45.

17.—Indexes of Retail Sales in Canada, 1931-45  
(1930=100)

Year	Index	Year	Index
1931.....	84.3	1939.....	94.3
1932.....	69.8	1940.....	107.3
1933.....	64.8	1941.....	124.9
1934.....	72.5	1942.....	132.4
1935.....	76.9	1943.....	137.4
1936.....	83.7	1944.....	149.6
1937.....	94.8	1945.....	166.7
1938.....	92.5		